

### Aluminium Double Leaf Door EW 120 with IGU (Insulated Glass Unit)

Serie 9 – EW 120 system from W.M.K. SECUR

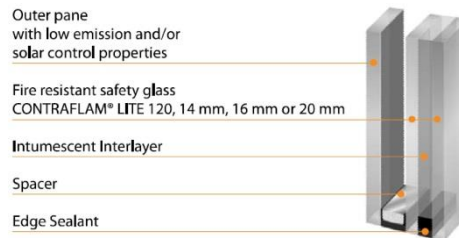
SECUR ALU Serie 9 from W.M.K. SECUR is a complete profile system with accessories and fittings for single leaf door, double leaf door and fixed windows formed with aluminium profiles EN AW-6060 aluminium alloy AIMgSi0,5.

Serie 9 profile used in the systems has a structure of the five chambers, where the central chamber is a hollow chamber for receiving fittings and the four other chambers contain fireproof insulating material.

Dry glazing system with EPDM gaskets or with sealing and with clip on glazing beads.

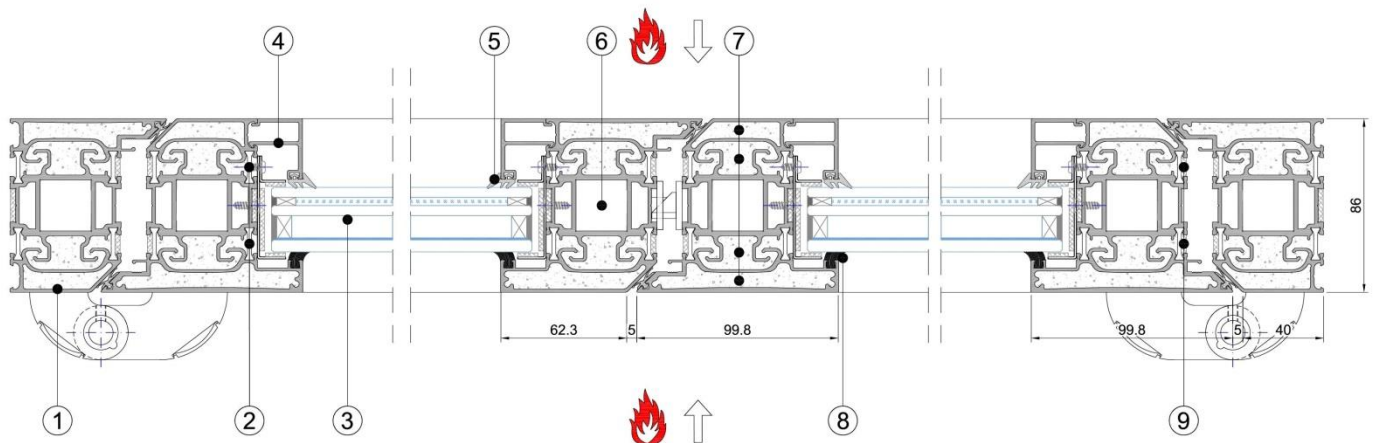
To prevent passage of smokes, heat and flames it is necessary to install the intumescent strips to seal perfectly the gap between the frame and the glass. Depending on the fire requirement.

Range of application: internal and external.



EW 120 fire rated glass with IGU

#### Secur ALU Serie 9 Double Leaf Door EW 120 with IGU



KEY	① Aluminium Profile	② Thermal Insulation	③ EW glass with IGU
	④ Glazing Beads	⑤ Gasket Beads	⑥ Hollow Chamber for Fittings
	⑦ Fireproof insulating material	⑧ Sealant	⑨ Intumescent Strips

### Aluminium Double Leaf Door EW 120 with IGU

**Main Technical Features:**


- Aluminium profiles EN AW – 6060, aluminium allow AIMgSiO,5
- Thermal Spacers are made in form of strips of polyamide

**Main Finishes:**

- Powder coated
- Anodized

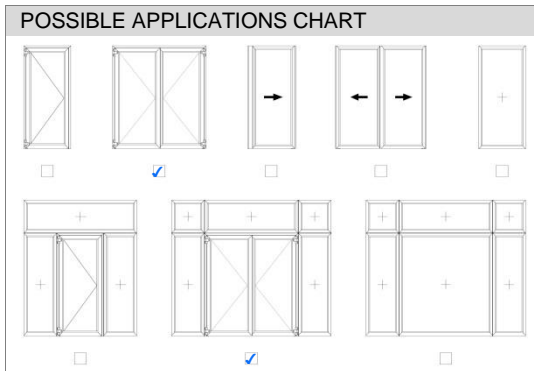


Application example



Application example

**POSSIBLE APPLICATIONS CHART**



SECUR ALU Serie 8	
FINISHING MATERIAL	
<input checked="" type="checkbox"/>	Lacquered Aluminium
<input checked="" type="checkbox"/>	Anodized Aluminium
<input checked="" type="checkbox"/>	Lacquered Imitation Wood
THERMAL BRIDE RUPTURE	
	Without thermal break
<input checked="" type="checkbox"/>	With thermal break
FIRE PROTECTION	
<input checked="" type="checkbox"/>	EW 30
<input checked="" type="checkbox"/>	EW 60
<input checked="" type="checkbox"/>	EW 90
<input checked="" type="checkbox"/>	EW 120
	EI 30
	EI 60
	EI 90
	EI 120
SYSTEMS	
	Fixed Partition
<input checked="" type="checkbox"/>	Door
	Anti-trap system
<input checked="" type="checkbox"/>	Mixed elements
	Horizontal systems
	Curtain Wall
DESIGN OPTIONS	
<input checked="" type="checkbox"/>	Concealed barrel hinge
<input checked="" type="checkbox"/>	Screw on hinge
<input checked="" type="checkbox"/>	Door top closer
<input checked="" type="checkbox"/>	Door floor closer
<input checked="" type="checkbox"/>	Concealed top closer
<input checked="" type="checkbox"/>	Integrated Selector
<input checked="" type="checkbox"/>	Electrical latch and lock
<input checked="" type="checkbox"/>	Antipanic push bar recessed
<input checked="" type="checkbox"/>	Antipanic push bar overlapping
<input checked="" type="checkbox"/>	Handle
<input checked="" type="checkbox"/>	Push handle
<input checked="" type="checkbox"/>	Retainer floor
<input checked="" type="checkbox"/>	Retainer wall
<input checked="" type="checkbox"/>	Retainer integrated
<input checked="" type="checkbox"/>	Drop Sealant
AUTOMATION	
<input checked="" type="checkbox"/>	Access control
<input checked="" type="checkbox"/>	Automatic opening

**EW**

Complete glass-profiling approved classified as EW as Technical Report Test conducted in accordance with the EN 1363-2 and EN 12543-4 issued by Authorized Official Laboratories, all in compliance with the Technical Code Building regulations.

**INFORMATIVE NOTE:** This technical data are in information document and its data can be modified by W.M.K. SECUR without notice. In any case, before being used be consulted W.M.K. SECUR Technical Department.